



Liberal 8[™]
LED

LED 8' T8 Lamp
Internal Driver
Installation Instructions

Applies to:
LT8R43B230KBP LT8F43B230KBP
LT8R43B235KBP LT8F43B235KBP
LT8R43B240KBP LT8F43B240KBP
LT8R43B250KBP LT8F43B250KBP

IMPORTANT SAFETY INSTRUCTIONS

DANGER - RISK OF SHOCK - DISCONNECT POWER BEFORE INSTALLATION.

The retrofit kits including Installation Instructions, LED Lamp, Luminaire Marking Labels.

The T8 LED tubes are intended to retrofit listed surface mounted, type Non-IC or type IC recessed mounted fluorescent luminaires with or without diffuser for maximum four lamps with lamp to lamp distance 11 cm minimum; Or retrofit surface mounted listed fluorescent luminaires without diffuser for maximum six lamps with lamp to lamp distance 5.5 cm minimum.

The products are intended to be used in dry and damp locations only.

The wiring configuration of the products is "BE", meaning "Both Ends" (power applied to both ends of the lamp simultaneously).

THIS PRODUCT MUST BE INSTALLED IN ACCORDANCE WITH THE APPLICABLE INSTALLATION CODE BY A PERSON FAMILIAR WITH THE CONSTRUCTION AND OPERATION OF THE PRODUCT AND THE HAZARDS INVOLVED.

WARNING - Risk of fire or electric shock. The electrical rating of these products are 120-277Vac. The installer must determine that they have 120-277V at the luminaire before installation.

WARNING - Risk of fire or electric shock. LED Retrofit Kit installation requires knowledge of luminaires electrical systems. If not qualified, do not attempt installation. Contact a qualified electrician.

WARNING - Risk of fire or electric shock. Install this kit only in the luminaires that have the construction features and dimensions shown in the photographs and/or drawings and where the input rating of the retrofit kit does not exceed the input rating of the luminaire.

WARNING - To prevent wiring damage or abrasion, do not expose wiring to edges of sheet metal or other sharp objects.

Do not make or alter any open holes in an enclosure of wiring or electrical components during kit installation.
Do not remove ballast from fixture due to UL requirements.

Installers should not disconnect existing wires from lamp holder terminals to make new connections at lamp holder terminals. Instead installers should cut existing lamp holder leads away from the lamp holder and make new electrical connections to lamp holder lead wires by employing applicable connectors.

**Replace with TCP LT8R43B2XXKBP or
LT8F43B2XXKBP where XX indicates
color temperature. Order at www.tcp.com.**

THIS RETROFIT KIT IS ACCEPTED AS A COMPONENT OF A LUMINAIRE WHERE THE SUITABILITY OF THE COMBINATION SHALL BE DETERMINED BY AUTHORITIES HAVING JURISDICTION.

DO NOT USE WITH DIMMERS.

RISK OF ELECTRIC SHOCK – USE IN DRY AND DAMP LOCATION ONLY.

THIS DEVICE IS NOT INTENDED FOR USE WITH EMERGENCY EXITS.

PRODUCT SHOULD BE INSTALLED BY QUALIFIED ELECTRICIAN.

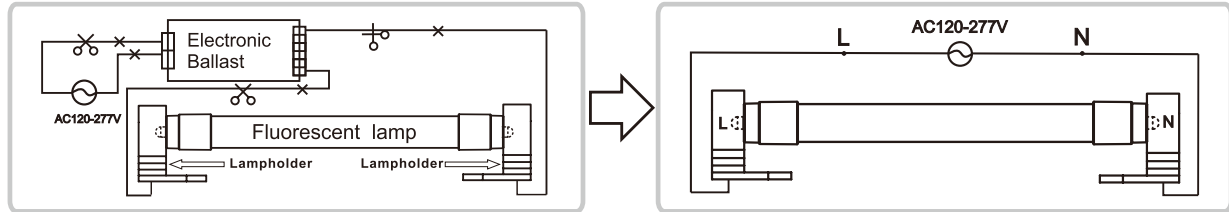
SWITCH OFF THE POWER SUPPLY BEFORE COMMENCING WORK, MAKE SURE CORRECT CONNECTION BEFORE POWERING ON.

NOT FOR EMERGENCY LIGHTING.

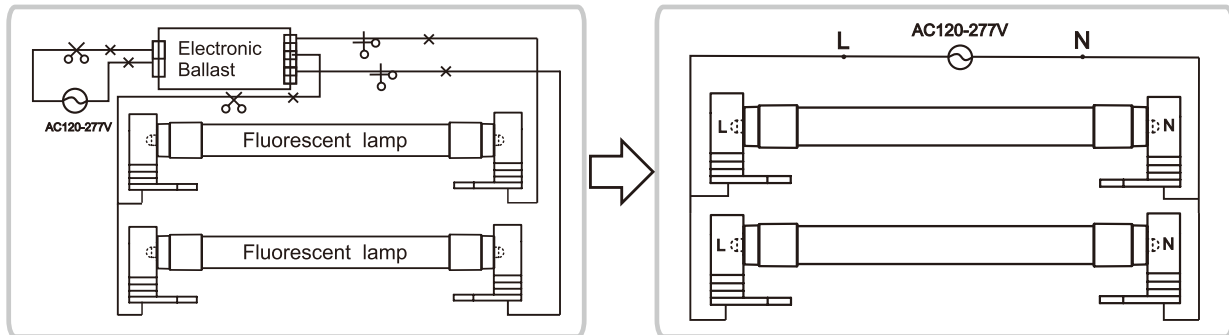
OPERATED WITH METAL FIXTURE ONLY.

Wiring Instruction - Electronic Ballast

Retrofit luminaire with 1 lamp

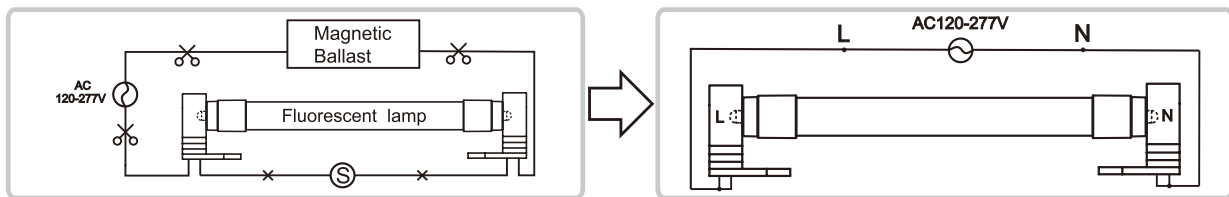


Retrofit luminaire with 2 lamps



Wiring Instruction - Magnetic Ballast

Retrofit luminaire Magnetic Ballast



The units covered by this report were intended to retrofit surface mount, Type IC or non-IC recessed mount Listed fluorescent luminaires that use maximum 2 tubular lamps, the minimum lamp compartment dimensions are tabulated below.

Model Numbers	Minimum Lamp Compartment Dimensions [Length x Width x Height] [cm]	Lamp Quantity
LT8R43B230KBP LT8F43B230KBP LT8R43B235KBP LT8F43B235KBP LT8R43B240KBP LT8F43B240KBP LT8R43B250KBP LT8F43B250KBP	244 x 27 x 7	2

This device complies with Part 15 of the FCC Rules. Operation is subject to the following two conditions: (1) this device may not cause harmful interference, and (2) this device must accept any interference received, including interference that may cause undesired operation.